

# BEGANI & BEGANI

CHARTERED ACCOUNTANTS

GST NO.:23AAEFB9798G1Z6, PAN: AAEFB9798G



To  
The Board of Directors  
Sarthak Metals Limited

We have audited the accompanying Statement of Audited Financial Results of **SARTHAK METALS LIMITED** ("the Company") for the half year ended 30<sup>th</sup> September 2021 attached herewith, being submitted by the company pursuant to the requirement of Regulation 33 of the SEBI (Listing Obligations and Disclosure Requirements) Regulations, 2015, as modified. These half yearly financial results have been prepared on the basis of the interim financial statements, which are the responsibility of Company's management. Our responsibility is to express an opinion on these financial results based on our audit of such interim financial statements, which have been prepared in accordance with their cognition and measurement principles laid down in Accounting Standard for Interim Financial Reporting (AS 25/IND AS 34), prescribed, under section 133 of the Companies Act, 2013, read with relevant rules issued there under or by the Institute of Chartered Accountants of India ; as applicable and other accounting principles generally accepted in India.

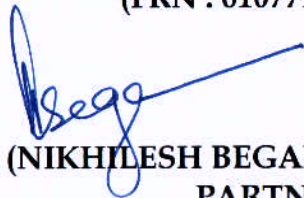
We conducted our audit in accordance with the auditing standards generally accepted in India. Those Standards require that we plan and perform the audit to obtain reasonable assurance about whether the financial results are free of material misstatement(s). An audit includes examining, on a test basis, evidence supporting the amounts disclosed as financial results. An audit also includes assessing the accounting principles used and significant estimates made by management. We believe that our audit provides a reasonable basis for our opinion

In our opinion and to the best of our information and according to the explanations given to us, these Half Yearly Financial Results :

- i. are presented in accordance with the requirements of Regulation 33 of the SEBI (Listing Obligations and Disclosure Requirements) Regulations, 2015 in this regard; and
- ii. give a true and fair view in conformity with the aforesaid Accounting Standards and other accounting principles generally accepted in India, of the net profit and other financial information of the Company for the half year ended on 30<sup>th</sup> September 2021.

For, **BEGANI & BEGANI**  
**CHARTERED ACCOUNTANTS**  
(FRN : 010779C)



  
(**NIKHILESH BEGANI**)  
**PARTNER**  
**M.NO. 110603**

DATE : 30/10/2021  
PLACE : RAIPUR (C.G.)  
UDIN : 21110603AAAAAI5761

**SARTHAK METALS LIMITED**  
(Formerly Known as SARTHAK METALS MARKETING PRIVATE LIMITED)  
**BALANCE SHEET AS AT 30TH SEPTEMBER 2021**

(Amount in Lakhs)

Particulars		Note No.	As at September 30, 2021	As at March 31, 2021
<b>A.</b>	<b>EQUITY AND LIABILITIES</b>			
1	Shareholders' funds			
	(a) Share capital		1,368.98	1,368.98
	(b) Reserves and surplus		5,063.79	3,976.27
	(c) Money received against share warrants		-	-
	<b>Total - Shareholder's Funds</b>		<b>6,432.77</b>	<b>5,345.25</b>
2	Share application money pending allotment		-	-
3	Minority Interest		-	-
4	Non-current liabilities			
	(a) Long-term borrowings		591.50	661.14
	(b) Deferred tax liabilities (Net)		4.73	8.99
	(c) Other Long term liabilities		-	-
	(d) Long-term provisions (Gratuity)		70.39	64.79
	<b>Total Non Current Liabilities</b>		<b>666.62</b>	<b>734.92</b>
5	Current liabilities			
	(a) Short-term borrowings		2,774.57	2,459.01
	(b) Trade payables		566.48	29.46
	i) Total outstanding dues of micro enterprises and small enterprises		-	-
	ii) Total outstanding dues of creditors other than micro enterprises and small enterprises		566.48	29.46
	(c) Other current liabilities		389.07	455.65
	(d) Short-term provisions		320.95	120.36
	<b>Total - Current Liabilities</b>		<b>4,051.07</b>	<b>3,064.47</b>
	<b>TOTAL - EQUITY AND LIABILITIES</b>		<b>11,150.46</b>	<b>9,144.64</b>
<b>B.</b>	<b>ASSETS</b>			
1	Non-current assets			
	(a) Fixed assets			
	(i) Tangible assets		1,061.36	1,364.95
	(ii) Intangible assets		3.49	4.35
	(iii) Capital work-in-progress		40.69	7.78
	(iv) Intangible assets under development		-	-
	(b) Goodwill on consolidation		-	-
	(c) Non-current investments		75.00	75.00
	(d) Deferred tax assets (net)		-	-
	(e) Long-term loans and advances		158.85	112.56
	(f) Other non-current assets		-	-
	<b>Sub - Total - Non Current Assets</b>		<b>1,339.39</b>	<b>1,564.64</b>
2	Current assets			
	(a) Current investments		-	-
	(b) Inventories		4,441.05	2,976.43
	(c) Trade receivables		4,268.69	3,837.50
	(d) Cash and Cash equivalents		144.26	345.52
	(e) Short-term loans and advances		572.54	225.87
	(f) Other current assets		384.54	194.68
	<b>Sub - Total - Current Assets</b>		<b>9,811.07</b>	<b>7,580.00</b>
	<b>TOTAL ASSETS</b>		<b>11,150.46</b>	<b>9,144.64</b>

**Notes**

- 1) Previous period's figures have been re-grouped / re-classified wherever necessary
- 2) The above financial statements for the Half Year ended 30.09 2021 have been taken on record by the audit committee & Board of Directors in their respective meeting held on 30.10.2021 and 30.10.2021
- 3) As per MCA notification dated 16th February 2015 companies whose shares are listed on SME exchange as referred to in chapter XB of SEBI (Issue of capital and disclosure requirements) Regulations 2009 are exempted from the compulsory requirement of adoption of IND-AS. As the company is covered under the exempted category, it is not adopted IND-AS for preparation of the financials results.
- 4) Statement of Assets & Liabilities as on 30th September 2021 is enclosed.
- 5) The aforesaid Audited Financial Results will be uploaded on the company's website www.sarthakmetals.com and will be available on the website of BSE Limited for benefit of shareholders and investors.
- 6) The company has carried on more than one activity and therefore segment reporting is applicable to the company. The segment wise revenue, results, and capital employed is enclosed.
- 7) During the year ended 30th September 2021, NIL Investor complaints were received and attended.
- 8) The Company has Rs.10.01 Lac unrealised gains on foreign currency transactions as on 30th September 2021.
- 9) During the Half year on 30th September, 2021 the Company has Sale of its Entire Gas Division situated at 9-B, Industrial Area, Gondwara, Uria, Raipur (CG) with M/s Amrit Metal & Gases LLP. The Total Sales Consideration of Gas Division is Rs.2.55 Crores (inclusive of GST). In Addition to mentioned Amount Rs. 0.54 Crores Liability is also taken over by the Purchaser.
- 10) During the Half year on 30th September, 2021 the Company has Sale of its Entire Ferro Alloy Division situated at Rasmada, Rajnandgaon (CG) to M/s Bansal Brother. The Total Sales Consideration of Ferro Alloy Division is Rs.3.45 Crores (inclusive of GST).

For, BEGANI & BEGANI  
CHARTERED ACCOUNTANTS  
FRN: 010779C

(NIKHILESH BEGANI)  
PARTNER  
M. No. 110603  
PLACE: RAIPUR  
DATE: 30/10/2021  
UDIN :21110603AAAAA15761



FOR AND ON BEHALF OF THE BOARD OF DIRECTORS

(ANOOOP KUMAR BANSAL)  
DIRECTOR  
DIN:01661844

(MAYUR BHATT)  
DIRECTOR  
DIN:07586457

**SARTHAK METALS LIMITED**  
(Formerly Known as SARTHAK METALS MARKETING PRIVATE LIMITED)  
STATEMENT OF PROFIT AND LOSS FOR THE PERIOD 01.04.2021 TO 30.09.2021

	Particulars	Note No.	6 Months Ended	Preceding 6 Months Ended	Corresponding 6 months ended in the previous year	For the year Ended
			30.09.2021	31.03.2021	30.09.2020	31.03.2021
			Audited	Audited	Audited	Audited
1	Income from operations					
	Net Sales/Income From Operation		20,312.90	12,319.46	9,836.41	22,155.87
	Other Income		56.44	6.66	45.34	52.00
	<b>Total Revenue</b>		<b>20,369.34</b>	<b>12,326.12</b>	<b>9,881.75</b>	<b>22,207.87</b>
2	Expenses:					
	Cost of materials consumed		16,987.11	10,114.92	8,774.69	18,889.61
	Purchases of Stock-in-Trade		-	9.58	4.94	14.52
	Changes in inventories of finished goods work-in-progress and Stock-in-Trade		261.09	(140.85)	(329.64)	(470.49)
	Employee benefits expense		344.94	384.56	345.13	729.69
	Depreciation and amortization expense		77.96	107.16	103.34	210.50
	Other expenses*		1,398.07	955.70	806.69	1,762.39
	<b>Total expenses</b>		<b>19,069.16</b>	<b>11,431.07</b>	<b>9,705.14</b>	<b>21,136.22</b>
3	Profit before exceptional and extraordinary items and tax (1-2)		1,300.18	895.06	176.61	1,071.66
4	Exceptional items*		(266.61)	(2.07)	-	(2.07)
5	Profit from ordinary activities after taxes (3-4)		1,566.79	897.13	176.61	1,073.73
6	Extraordinary items		-	-	-	-
7	Profit from ordinary activities before taxes (6-7)		1,566.79	897.13	176.61	1,073.73
8	Tax expense:					
	(1) Current tax		350.00	234.50	50.50	285.00
	(2) Deferred tax		(4.27)	(2.40)	(5.71)	(8.11)
9	Profit for the year from the continuing operations(7-8)		1,221.05	665.02	131.82	796.83
10	Profit/Loss for the year from the discontinuing operations		-	-	-	-
11	Tax expenses of discontinuing operations		-	-	-	-
12	Profit/Loss for the year from the discontinuing operations(After Tax)(10-11)		-	-	-	-
13	Profit For the period (9+11)		1,221.05	665.02	131.82	796.83
14	Earnings per equity share					
	(1) Basic		8.92	4.86	0.96	5.82
	(2) Diluted		8.92	4.86	0.96	5.82

\*Notes


2) Sundry Balance W/o amounting to Rs.253.54 Lakhs is included in the other expenses of Rs. 1398.07 Lakhs. Sundry balance W/o includes the amount of Rs.209.79 Lakhs of JSW Steel Dolvi, Rs.35.64 Lakhs of Bhushan Steel Sambalpur and some other balances(net) which is outstanding from very long period of time or they are found unrecoverable by the mangement.

1) In the above mentioned exceptional item For the half year ending on 30.09.2021 is of profit on sale of divisions and Laibility taken over by the purchaser the details were as below :

Particular	Division	(Rs. In Lakhs)
		Amount
Profit On Sale Of Fixed Asset	Gas	101.62
Profit On Sale Of Fixed Asset	Cored Wire	110.36
Laibility Taken Over By Purchaser	Gas	54.63
<b>Total</b>		<b>266.61</b>

For, BEGANI & BEGANI  
CHARTERED ACCOUNTANTS  
ERN: 010779C

(NIKHILESH BEGANI)  
PARTNER  
M. No. 110603  
PLACE: RAIPUR  
DATE: 30/10/2021  
UDIN :21110603AAAAA15761



(ANOO KUMAR BANSAL)  
DIRECTOR  
DIN:01661844

FOR AND ON BEHALF OF THE BOARD OF DIRECTORS

(MAYUR BHATTI)  
DIRECTOR  
DIN:07586457

**SARTHAK METALS LIMITED**

**( Formerly Known as SARTHAK METALS MARKETING PRIVATE LIMITED )  
Segment wise Revenue, Results and Capital Employed**

*(Amount in Lakhs)*


Particulars	6 Months Ended 30.09.2021	Preceeding 6 Months Ended 31.03.2021	Corresponding 6 months ended in the previous year 30.09.2020	For the year Ended 31.03.2021
	Audited	Audited	Audited	Audited
<b>1. Segment Revenue</b> (net sale/income from each segment should be disclosed under this head)				
(a)Segment - Cored Wire Division	20312.90	8338.37	9719.56	18057.93
(b)Segment - Gas Division	0.00	164.94	116.85	281.79
Net sales/Income From Operations	20312.90	8503.31	9836.41	18339.72
<b>2. Segment Results (Profit)(+)/ Loss (-) before tax and interest</b>				
(a)Segment - Cored Wire Division	1481.29	1039.52	385.21	1424.73
(b)Segment - Gas Division	-10.30	9.91	0.63	10.54
<b>Total</b>	<b>1470.98</b>	<b>1049.43</b>	<b>385.84</b>	<b>1435.27</b>
Less: i) Interest	170.81	119.55	181.63	301.18
Cored Wire Division	170.81	119.56	181.62	301.18
Gas Division	0.00	-0.01	0.01	0.00
Less: ii) Other Un-allocable Expenditure net off	0.00	34.85	27.59	62.44
(iii) Un-allocable income	0.00	0.00	0.00	0.00
<b>Total Profit Before Tax</b>	<b>1300.18</b>	<b>895.06</b>	<b>176.61</b>	<b>1071.66</b>
<b>3. Capital Employed</b> (Segment assets - Segment Liabilities)				
(a)Segment - Cored Wire Division	7189.07	5675.92	4476.22	5675.92
(b)Segment - Gas Division	150.94	15.54	158.42	15.54
<b>Total</b>	<b>7340.01</b>	<b>5691.46</b>	<b>4634.64</b>	<b>5691.46</b>

For, BEGANI & BEGANI


FOR AND ON BEHALF OF THE BOARD OF DIRECTORS

CHARTERED ACCOUNTANTS

FRN: 010779C



(NIKHLESH BEGANI)  
PARTNER  
M. No. 110603  
PLACE: RAIPUR  
DATE: 30/10/2021  
UDIN :21110603AAAAAI5761

(ANOOP KUMAR BANSAL)  
DIRECTOR  
DIN:01661844



(MAYUR BHATT)  
DIRECTOR  
DIN:07586457

**SARTHAK METALS LIMITED**  
( Formerly Known as SARTHAK METALS MARKETING PRIVATE LIMITED )  
**CASH FLOW STATEMENT FOR THE YEAR ENDED 30TH SEPTEMBER 2021**

(Amount Rs. In Lacs)

	PARTICULARS	Year ended 30.09.2021 (Rupees)	Year ended 31.03.2021 (Rupees)
<b>A</b>	<b>CASH FLOW FROM OPERATING ACTIVITIES :</b>		
	Net Profit before tax as per Profit & Loss Account	1,566.79	1,073.73
	Adjustment for :		
	Depreciation	77.96	210.50
	Interest (Net)	168.20	298.16
	Amortization Of Preliminary Exps	-	3.50
	Loss/ (profit) on sale of fixed assets	(213.50)	-
		<b>32.67</b>	<b>512.15</b>
	Operating Profit before Working	1,599.45	1,585.88
	Adjustment for :		
	Inventories	(1,464.61)	(783.05)
	Trade and other receivable	(431.19)	(1,017.34)
	Short Term Loans and Advances	(346.66)	252.69
	Short Term Provisions	200.59	120.36
	Long Term Loans and Advances	(46.29)	166.59
	Trade Payable	537.03	(357.11)
	Other Current Assets	(189.86)	0.95
	Long term Liabilities	5.60	5.55
	Other Current Liabilities	(66.58)	254.81
		<b>(1,801.98)</b>	<b>(1,356.56)</b>
	<b>Cash generated from Operations</b>	<b>(202.53)</b>	<b>229.32</b>
	Direct Taxes (Net)	(350.00)	(285.00)
	<b>Net Cash from Operating Activities</b>	<b>(552.53)</b>	<b>(55.68)</b>
<b>B</b>	<b>CASH FLOW FROM INVESTING ACTIVITIES :</b>		
	Investment in Fixed Assets including Capital WIP	(84.35)	(135.10)
	Proceeds from sale/Subsidy of fixed assets	495	-
	Investment in Non Current Investments	-	-
	Interest Received	2.60	3.02
	<b>Net Cash used in Investing Activities</b>	<b>413.05</b>	<b>(132.08)</b>
<b>C</b>	<b>CASH FLOW FROM FINANCING ACTIVITIES :</b>		
	Proceed From Long Term Borrowing	(69.64)	499.75
	Proceed From Capital Investment Subsidy	-	-
	Other Short Term Borrowings	315.56	274.70
	Interest Paid	(170.81)	(301.18)
	Dividend Paid	(136.90)	(68.45)
	<b>Net Cash from financing Activities</b>	<b>(61.78)</b>	<b>404.82</b>
	<b>Net Increase/( decrease) in Cash and Cash equivalents ( A+B+C)</b>	<b>(201.26)</b>	<b>217.06</b>
	<b>CASH AND CASH EQUIVALENTS AS AT 01/04/2021 (as per Note-'13')</b>	<b>345.52</b>	<b>128.46</b>
	<b>CASH AND CASH EQUIVALENTS AS AT 30/09/2021 (as per Note-'13')</b>	<b>144.26</b>	<b>345.52</b>
	<b>Increase/( decrease) in Cash and Cash equivalents</b>	<b>(201.26)</b>	<b>217.06</b>


**Notes:**

- (a) Cash and cash equivalent include the following :
- |                                               |               |               |
|-----------------------------------------------|---------------|---------------|
| Cash on Hand                                  | 6.18          | 6.03          |
| Balance with Banks (Including Fixed Deposits) | 138.08        | 339.50        |
|                                               | <b>144.26</b> | <b>345.53</b> |
- (b) Figures in brackets represent outflows.
- (c) Previous year figures have been recast/restated wherever necessary.

As per our Report of even date


For, **BEGANI & BEGANI**  
CHARTERED ACCOUNTANTS  
FRN: 010779C

FOR AND ON BEHALF OF THE BOARD OF DIRECTORS



**(NIKHILESH BEGANI)**  
PARTNER  
M. No. 110603  
PLACE : RAIPUR (C.G.)  
DATE: 30/10/2021  
UDIN :21110603AAAAA15761





**(ANOOP KUMAR BANSAL)**  
DIRECTOR  
DIN:01661844



**(MAYUR BHATT)**  
DIRECTOR  
DIN:07586457